



The Interface
July, 2010

President's Message
July 2010

Ok, I'm ready for some cooler weather. I know it's only July and I have months of hot left but if June can be so much hotter than normal I think July should be below average. I've lost count of the number of June days my handy dandy La Crosse indoor-outdoor weather station told me that the heat index was over 100% and that's not supposed to happen this early and I don't even want to think about what my water bill is going to be.

July is normally when a nominating committee is appointed for the purpose of acquiring officer candidates to be considered in September for the October election. A committee is needed when there are no candidates for one or more of the club elective offices but this year the current President, Vice President, Treasurer, and Secretary want to continue so no committee will be appointed. If any of you would like to throw your hat in the ring for any of those offices please let me know and you will be added to the ballot.

Starting July 19th is when the library would like as many people as possible to check out up to 20 books to be returned to the new library after it opens in September (with no overdue charges). This is a really good thing to do to lessen the number of books they need to move and to make sure we have something to read for the month the library will be closed. If you get your 20 before I do I'd appreciate it if you didn't take any I want.

This month's meeting will be given by John Marks from the Office of Emergency Management. John is the Deputy OEM/911 PSAP Supervisor and will discuss recent updates to the local 911 process and how the process uses computers. I thought PSAP was a fun acronym so I checked and it means Public Safety Answering Point so John's official title is *Deputy Office of Emergency Management/911 Public Safety Answering Point Supervisor* which is the longest job title I can ever remember seeing.

The meeting is on the third Wednesday (7/21 this month) at 2 in the meeting room at the Comfort Inn. Don't forget to wear your badge for the drawing and make use of the help desk which will open around 1.

Saturday classes are still in summer recess. I have posted a partial schedule and have 3 slots to fill so let me know if there's a subject you'd like to have added.

Until next month, good computing.

Jerry Marr

Nuance PDF Reader

From the June 2010 Edition of Smart Computing

Nuance promotes its new PDF (Portable Document Format) utility as a document "reader," but the tool is much more. PDF Reader replicates the basic functions found in Adobe Reader, such as searching, changing the page display, and selecting text to copy. However, PDF Reader builds on those functions in a totally unexpected way.

It supports adding, saving, and printing document comments (highlight, cross out, or underline) as well as PDF form highlighting and execution. You can also convert PDFs to Word, Excel, WordPerfect, and other formats, although the actual conversion takes place on the Internet. (PDF Reader transports you to a Web page when you click the program's Convert PDF button.)

PDF Reader doesn't support the placement of digital signatures unless the field is already in a fillable form and lacks a pan and zoom window and two specialized tools (object data and geospatial location analysis). The trade-off is integration with Microsoft SharePoint and support for Microsoft XPS (a format similar to PDF).

A final bonus is the user-friendly interface, with buttons for commonly used functions and navigation panels for reviewing comments, browsing bookmarks, and more. During installation, you are given the option to disable or enable JavaScript. Disabling it is more secure, but you'll lose support for dynamic forms created with Adobe LiveCycle. Overall, we cannot imagine why anyone wouldn't want this nifty utility.

Restore Previous Versions Of Changed Files (Windows Vista/7)

From the June 2010 Edition of Smart Computing

You probably know that a visit to the Recycle Bin will typically let you recover an accidentally deleted file quite easily. But what happens if you're editing a file such as a document or photo and mistakenly save it with unwanted changes? If you have any version of Win7 (or Vista Business/Ultimate) there's a good chance you can recover an earlier version of the file without much fanfare thanks to the System Protection feature, which automatically creates restore points with backup copies of important system settings and data files. (Restore points are typically created on a daily basis, as well as before certain events such as the installation of new programs or operating system updates.)

To access restore point versions of an accidentally modified file, right-click the file and choose Restore Previous Versions. When the list of older copies of the file appears (this may take a moment), highlight the most recent one (or whichever version you want) and click Restore to undo your changes. To view the contents of a file before restoring it, double-click

it or click Open, and if you decide you'd prefer to restore a prior version of a file without overwriting the newer version, use the Copy button to save a new copy of the file to a different location. The Restore Previous Versions option works with folders, too, so you can use it to recover earlier versions of multiple files in a folder.

Note that by default, System Protection is only enabled on the drive that contains Windows (usually the C: drive), so if you store data on other drives or partitions, you need to enable System Protection for them before Restore Previous Versions will work. To do so, open Windows Explorer and click System Properties and System Protection. Then select a drive. Click OK in Vista, and you're done. In Win7, click Configure, click Only Restore Previous Versions Of Files or Restore System Settings And Previous Versions Of Files, adjust the slider bar to determine how much drive space will be used for restore points, and click OK.

[Likable Links](#)
[Baxter County Library Databases](#)
[Special Interest Group \(SIG\) Questionnaire](#)

Monthly meeting program schedule

July: See the President's Message above.

August: Our local Emergency Ham Radio Group and their use of computers.

Please welcome our new members from June

Fred Reed
Marge Schill

**Twin Lakes Computer User Group
General Meeting Minutes**

June 16, 2010

The meeting began at 2:00pm with 42 members in attendance and new members, Fred Reed and Marge Schill.

Treasurer reported a balance of \$4611.31

Bert has John Marks lined up for July. He will discuss the updates made to the 911 system. No August program has been fixed yet.

The SIG's are still awaiting the completion of the new Library. Hopefully it will open in September or October of this year.

Also a reminder to the Membership that the monthly meetings will change to the *1st Thursday* of the month when the Library opens.

This month's topic was Remote Assistance followed by a general Q and A.

This month's winner of the Flashdrive was Judy Franzen.

Respectfully submitted by
Ruth Kelley, TLCUG Secretary

Members Photo Gallery

Click on the camera



Special Interest Groups

The Office 2007 SIG and the Digital Camera SIG meetings have been temporarily canceled. Once the new library is complete and we have access to their new meeting rooms we will consider starting one or both back up again if we can organize them into true SIGs rather than ongoing classes.

A special interest group should be a group with a shared interest that gathers to discuss that interest but our meetings have become a class where the moderator is expected to be an instructor rather than a participant. It might very well be that computer topics simply don't lend themselves to a SIG environment and that will be something we will consider before attempting one again.

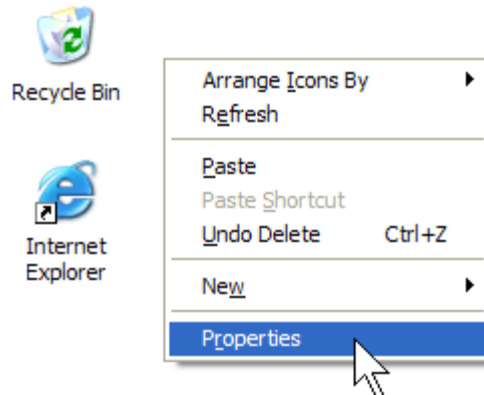
Computer Tip

Windows XP, Vista and 7

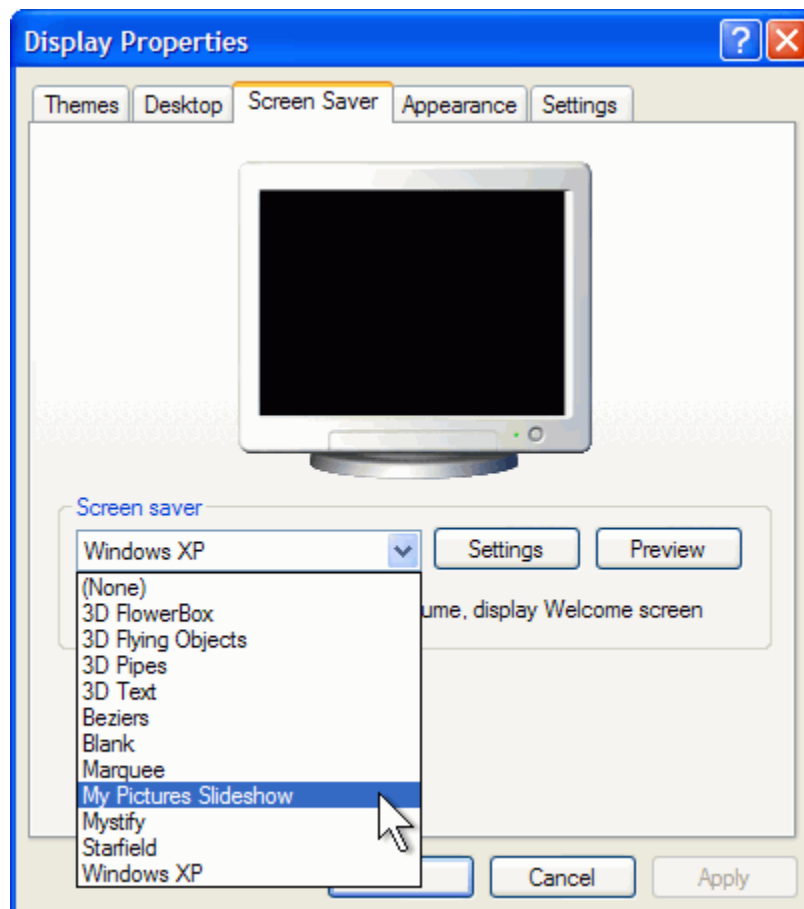
Create a personal screen saver using your photos

To set up a My Pictures slide show:

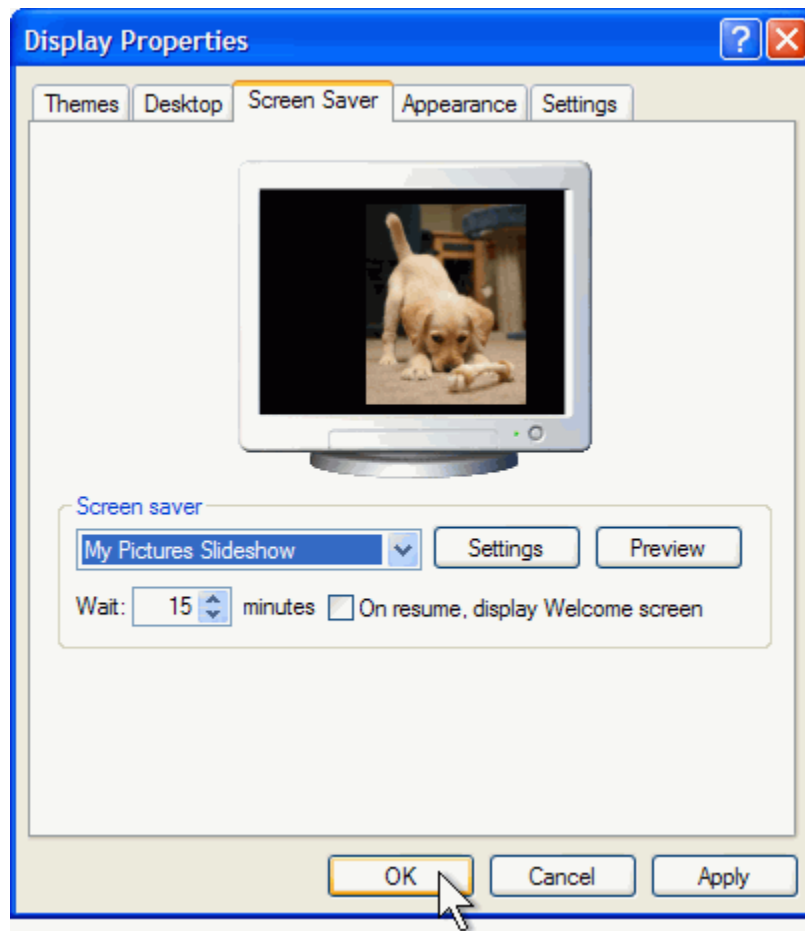
1. Right-click on the desktop, and then click **Properties**.



2. In the **Display Properties** dialog box, click the **Screen Saver** tab. Then, click the **Screen saver** list, and click **My Pictures Slideshow**.



3. Click **OK**.



The next time your screen saver starts, you'll see a slide show of all the pictures in your My Pictures folder. If you want to see your pictures right away, [follow these instructions](#) to add a shortcut to your desktop that immediately starts the slide show.

Marie

Sunshine Lady

So, you ask, what is a Sunshine Lady, anyway, and what does she do?

She sends cards of congratulation, sympathy, and get well as required for members of the Twin Lakes Computer Users Group. But --- she can't do that unless she knows who needs a card for what, and that's where you members come in. Please let me know if you know of anyone of our members or their families who could use a card for any special occasion, and a card from the group will be immediately dispatched. Right now, she doesn't do birthday cards or anniversaries unless it's something memorable like a 50th or better. Maybe birthdays at 90 or above. We are not an uncaring group and want to be sure all our members know it - so please let me know if there is a need for a card of remembrance for

any occasion.

Email: <mailto:crhutchison@centurytel.net>

Phone: 870-491-5406

Kay Hutchison

188 Sycamore Springs Terrace

Mountain Home, AR 72653

Webmaster Note:

The views and/or recommendations of the program presenters and reviewers are just that. TLCUG does not endorse or sell software. From time to time publishers and software vendors have supplied (solicited) a copy of their product for a review or demonstration. They may include a special promo or discount to the club members. It is up to you to determine whether it is what you need or not. Unsolicited reviews by club members may be accepted for publication here if they are considered to be appropriate. And again, the authors comments are just that. Understand that unsolicited reviews are not to be used by the author for personal gains. Additional reviews of a product or book can always be found on the web by using a search engine such as Google (this is also just a recommendation).

Virus protection for your computer

You are strongly encouraged to have an antivirus program on your machine, and to download the periodic updates from the internet. (If you do not update regularly you won't be protected from the most recent viruses.) Need help? Your mentor or other club member will assist you.

PLEASE---It's your computer---keep it safe

Disclaimer

The Twin Lakes Computer Users Group [TLCUG] is in no way responsible or liable for any damages resulting from articles, opinions, statements, advertising representations, warranties expressed or implied in this publication, nor do we endorse or recommend any products or services mentioned.

Comments or opinions herein do not necessarily reflect the policies of the TLCUG. Materials contained herein may be reproduced by other User Groups, provided proper credit is given to the author and the publication, except articles marked "Reprinted by permission..." or "Copyright".

See you next month